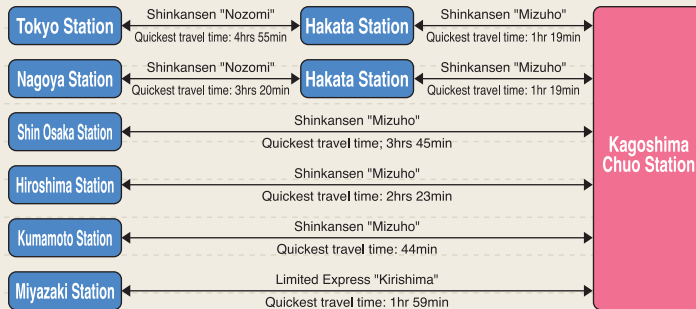


Access to Kagoshima

※Please check times and fares in advance.
(As of Mar. 2011)
Access by JR Railways

Access by JR Railways

※JR Kyushu Information Center (Kagoshima) TEL 099-256-1585



※Travel time depends on train of your choice.

The Kyushu Shinkansen line has fully opened!

Kagoshima is closer than ever. The Kyushu Shinkansen travels through Kagoshima, Fukuoka, and Osaka!



▲Shinkansen "Tsubame"



▲Shinkansen "Sakura" "Mizuho"

The Kyushu Shinkansen line fully opened on March 12, 2011. Direct services connect Kagoshima Chuo, Hakata, Hiroshima, Okayama, and Shin Osaka. Travel times have also been reduced; between Shin Osaka and Kagoshima Chuo to 3 hours and 45 minutes, Hiroshima to Kagoshima Chuo to 2 hours 23 minutes, and Hakata to Kagoshima Chuo to 1 hour 19 minutes. You can travel within Kyushu in a shorter time by Shinkansen "Sakura" and "Tsubame". Visit Kagoshima for travel or business by Shinkansen!

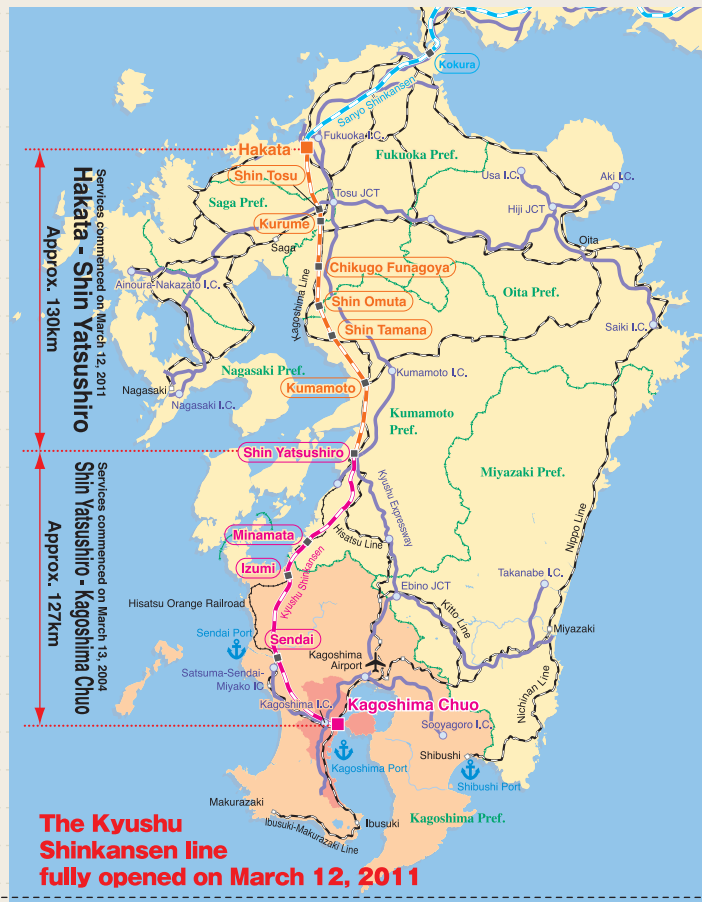
※The travel time listed here are the quickest.

Access to Ibusuki, Hayato and Kirishima (Sightseeing Trains)

※As of Mar. 2011 ※Please check the departure time in advance.

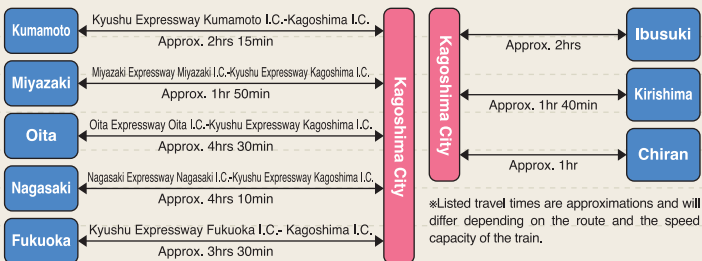
JR Kyushu Information Center (Kagoshima) TEL 099-256-1585

Route	Train	Departure times	Duration
Kagoshima → Ibusuki	Ibusuki-no-Tamatebako	● Departing Kagoshima Chuo Station (Weekday/ Holiday) 9:54AM / 11:52AM / 2:01PM	Approx. 50min
Kagoshima → Yoshimatsu	Hayato-no-Kaze	● Departing Kagoshima Chuo Station (Weekday/ Holiday) 9:27AM / 1:14PM	Approx. 1hr 30min (Kagoshima→Hayato Approx. 33min) (Hayato→Yoshimatsu Approx. 60min)



Access by cars

West Nippon Expressway Company Customer Center TEL 0120-924863/ 06-6876-9031
Ibusuki Skyline Administrative Office TEL 090-275-3111



Access by air



Domestic flights

Airport	Duration
Tokyo	1:40
Mt. Fuji Shizuoka	1:35
Nagoya	1:20
Osaka	1:10
Kobe	1:05
Matsuyama	0:55
Fukuoka	0:45
Nagasaki	0:35
Tanegashima	0:35
Yakushima	0:35
Amami Oshima	0:55
Tokunoshima	1:10
Kikaijima	1:15
Okinoerabujima	1:15
Yoron	1:20
Okinawa	1:20

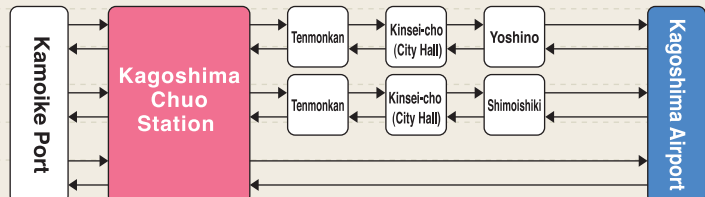
International flights

Airport	Duration
Seoul	1:35
Shanghai	1:40

Contact ●Japan Airline (JAL) and Japan Air Commuter (JAC) TEL 0570-025-071 ●All Nippon Airways (ANA) TEL 0570-029-222 ●Oriental Air Bridge (ORC) TEL 0570-064-380 ●Fuji Dream Airlines (FDA) TEL 050-3786-0489 ●Skynet Asia Airways (SNA) TEL 0570-037-283 ●Skymark Airlines (SKY) TEL 050-3116-7370 ●Korean Air (KAL) TEL 099-227-3311 ●China Eastern Airlines (CES) TEL 099-219-8888

Airport Shuttle Bus

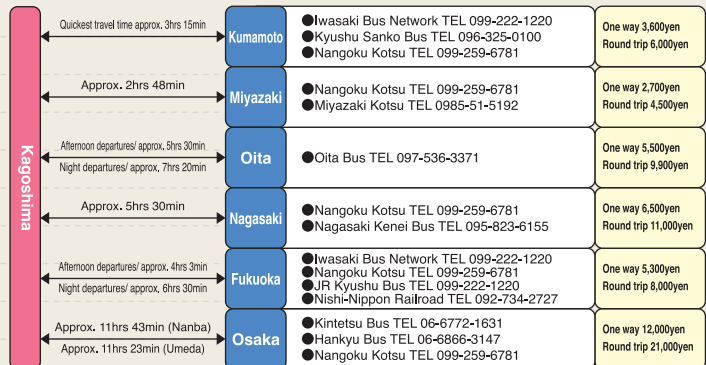
Airport shuttle buses depart both from Airport and downtown (Tenmonkan) almost every 10 minutes. Duration: Approx. 90 min from Kamoke, approx. 55 min from Tenmonkan, and approx. 40-60 min from Kagoshima Chuo Station. Fare: 1200 yen



※Major bus stops are listed.
※Some bus services don't stop at Kamoke Port. Please check the route in advance.
Airport Shuttle Bus TEL 099-247-2341
Nangoku Kotsu Airport Shuttle Bus TEL 099-255-2141

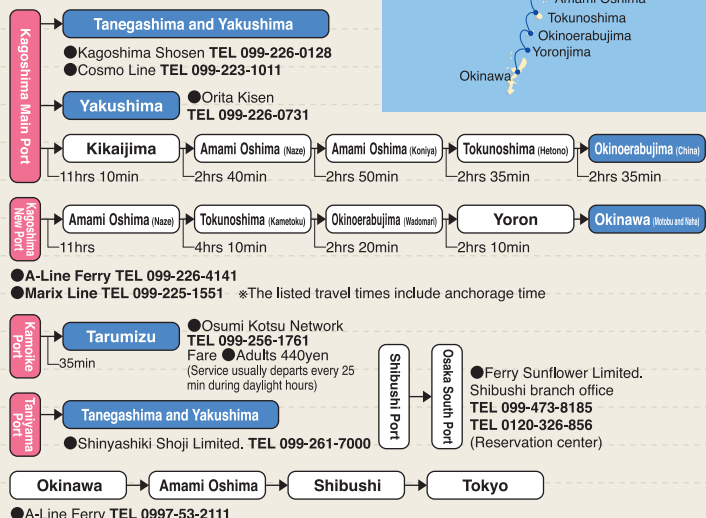
Access by highway express buses

※Travel times are estimated starting from Kagoshima Chuo station.



Voyage from Kagoshima City

Kagoshima City is surrounded by seas. Ferries and ships connect Main Port and New Kagoshima Port of Kagoshima City and islands like Tanegashima, Yakushima and Amami. You can reach Tarumizu City on the eastern Osumi peninsula from Kamoke Port, Kagoshima City. The beautiful scenery of Sakurajima and Kagoshima City is at hand.



●A-Line Ferry TEL 099-53-2111